



### Overview

An ever growing market for containers, drink ware, mugs, cups, bottles and glasses are creating a recent rise in demand for sublimation equipment. As an inexpensive and more flexible alternative to a mug press, HIX has developed the Mug Wrap which works in conjunction with any of its SubliPro Counter top or Conveyor ovens.

Our wraps provide a quick snap-on solution. Simply position and tape your artwork to virtually any type of round drink ware. Next, wrap substrate and artwork with the designated HIX "Snap" Wrap. That's it! You are ready to sublimate! Use a HIX SubliPro oven to apply heat and activate the sublimation process.

The advantage of the HIX "Snap" Wrap is its patented tool-less clasping technology. No other mug wrap on the market is as easy to apply or remove. Eliminate fumbling with awkward closing mechanism or wrenches; no need for a third hand while attempting to close a wrap with screwdrivers or other tools. Your hands are all you need.

HIX "Snap" wraps open and close with a simple ... snap. The unique 2-step locking mechanism - a beauty in its simplicity - securely closes the wrap around substrates with or without a handle (for 360 degree coverage). At the same time, it provides a snug fit for the artwork on the substrate.



#### **4 inch straight wrap –**

For straight wall substrates with or without handle such as standard ceramic 11 and 15 oz mugs and 14 oz travel mugs.



#### **4 inch tapered wrap –**

For truncated/tapered wall substrates with or without handle such as standard ceramic 12 oz latte mugs.



#### **6 inch tapered wrap –**

For truncated/tapered wall substrates with or without handle such as standard ceramic 17 oz latte mugs and porcelain eco-tumblers.



#### **3 inch bowl wrap –**

For straight wall large circumference substrates with or without handle such as ceramic dog bowls.



#### **2 inch bowl wrap –**

For straight wall large circumference substrates with or without handle such as ceramic cat bowls.



#### **8 inch straight wrap –**

For straight wall substrates with or without handle such as water bottles and thermal tumblers.



#### **2 inch tapered wrap –**

For small truncated/tapered substrates with or without handle such as small shot glasses.




# SUBLIPRO SUBLIMATION WRAPS


## SubliPro 2-Step Wraps

### Specifications

Mug Type	Mug Height	Mug Diameter(s)
4 inch straight wrap	4 ¾"	3 3/8"
3 inch bowl wrap	3"	7 ½"
2 inch bowl wrap	2 ½"	6"
4 inch tapered wrap	4"	2½" / 3.6"
6 inch tapered wrap	6"	2.4" / 3 ½"
2 inch tapered wrap	2.3"	1.4" / 1.93"
8 inch straight wrap	8 3/8"	2.8"




**1**  
**Align** - Hold the substrate next to the clasp and center it vertically on the wrap.



**2**  
**Insert** - Close the buckle clasp by inserting the prong through the loop.



**3**  
**Close** - With two hands, squeeze the clasp together until the clasp fastens.



**4**  
**Tighten** - For a tighter fit on some substrates, squeeze again to reach the second clasp.



**5**  
**Release** - Press down on the clasped prong with thumbs while lifting up on the loop with forefingers.



**6**  
**Remove** - Slide the prong clasp out of the loop clasp to remove the substrate.

### Key Features:

- 2 clasping positions for substrates with or without a handle
- tool-less design for easy latching and unclasp operation
- standard sizes suitable for wide range of substrate options
- replaceable silicone extends the life of the wrap indefinitely
- tapered wraps designed for otherwise difficult truncated substrates, i.e. latte mugs and shot glasses
- pliable silicone provides top to bottom coverage for all over sublimation (excluding around handle and/or inside of the substrate)
- proprietary silicone provides sufficient pressure while remaining flexible enough to easily close.



VISIT: [www.hixgraphics.com](http://www.hixgraphics.com) or PHONE: 800.835.0606

HIX Corporation | 1201 E. 27th Terrace | Pittsburg, KS 66762